

kaspersky

Polys Digital Voting System

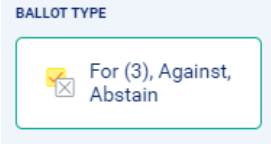
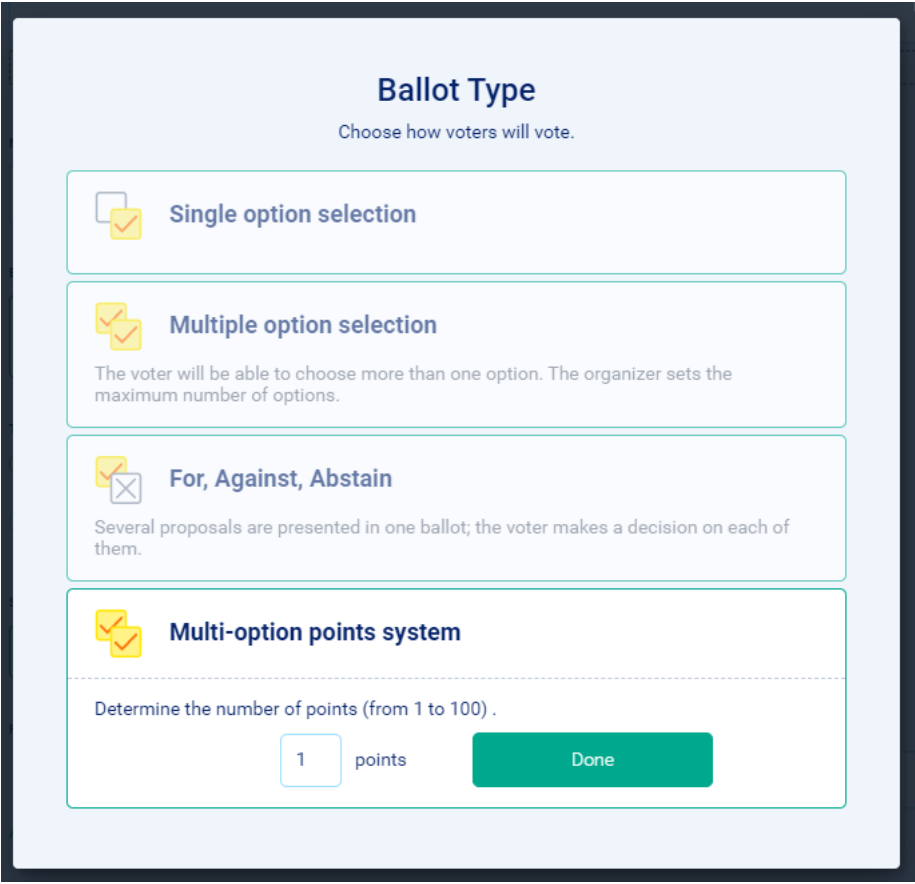
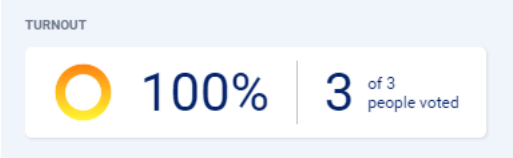
Release notes 2.8

08.12.2021

Kaspersky Polys Digital Voting System

Release notes 2.8

Function	Description
For the Organizer	
<p>Maximum "For" number in "For, Against, Abstain" ballots</p>	<p>In the For input field the number of responses in favor (the default value) is 1 (one). Any number of For options can be entered. If the number is deleted or 0 (zero) is entered, the Done button will become inactive. If 0 (zero) is left in the input field, the field will turn red and the Done button will remain inactive.</p> <div data-bbox="432 1032 1262 1451"> <p>For, Against, Abstain</p> <p>Choose how voters will vote on the proposals.</p> <ul style="list-style-type: none"> <input type="radio"/> For, Against, Abstain <input type="radio"/> For, Against <input checked="" type="radio"/> For, Against, Abstain (with a limited number of "For" answers) <p>Maximum number of "For" answers in ballot: <input type="text" value="3"/></p> <p>Done</p> </div> <div data-bbox="432 1464 1262 1883"> <p>For, Against, Abstain</p> <p>Choose how voters will vote on the proposals.</p> <ul style="list-style-type: none"> <input type="radio"/> For, Against, Abstain <input type="radio"/> For, Against <input checked="" type="radio"/> For, Against, Abstain (with a limited number of "For" answers) <p>Maximum number of "For" answers in ballot: <input style="border: 2px solid red;" type="text" value="0"/></p> <p>Done</p> </div> <p>After clicking the Done button, the Ballot Type information is displayed, including the maximum For number in the ballot.</p>

Function	Description
	
<p>Distribution of points between answer options</p>	<p>Manual distribution of points from 1 (one) to 100 (one hundred).</p> 
<p>Turnout</p>	<p>A new compact dialog box for the number of voters and monitoring of turnout has been added.</p> 

Function	Description
Number on the list of voters	When creating a list of voters by pre-registration, the number of invited voters from the list is now displayed. <div data-bbox="427 450 880 618" style="border: 1px solid #ccc; padding: 10px; margin: 10px 0;"> <p style="text-align: center; font-weight: bold; font-size: 0.8em;">NUMBER OF REGISTERED VOTERS</p> <div style="display: flex; justify-content: space-around; align-items: center; font-size: 1.5em;"> 100% 3 out of 3 people invited </div> </div>
Error messages	Error messages added during: <ul style="list-style-type: none"> Creation Voting

For corporate customers

Division of voting into "Secret voting" and "Open voting"	<p>The type of vote is divided into:</p> <p>Secret ballot – when participants' votes remain anonymous to the voter.</p> <p>Open voting – after the votes are counted, the user will see how the participants voted.</p> <div data-bbox="427 1099 1465 1693" style="border: 1px solid #ccc; padding: 10px; margin: 10px 0;"> <p>The screenshot shows the '1 CREATION' step of a voting process. It includes fields for 'TITLE OR MAIN QUESTION', 'Description', and 'NAME OF THE ORGANIZATION'. Under 'BALLOT TYPE', 'Choose how voters will vote' is selected. Under 'VOTERS', 'Determine who will have the right to vote' is selected. The 'TYPE' section has two radio buttons: 'Secret vote' (selected) and 'Open vote'. Below this are 'START' and 'END' date pickers, and a list of 'OPTIONS'.</p> </div>
---	--