

**kaspersky**

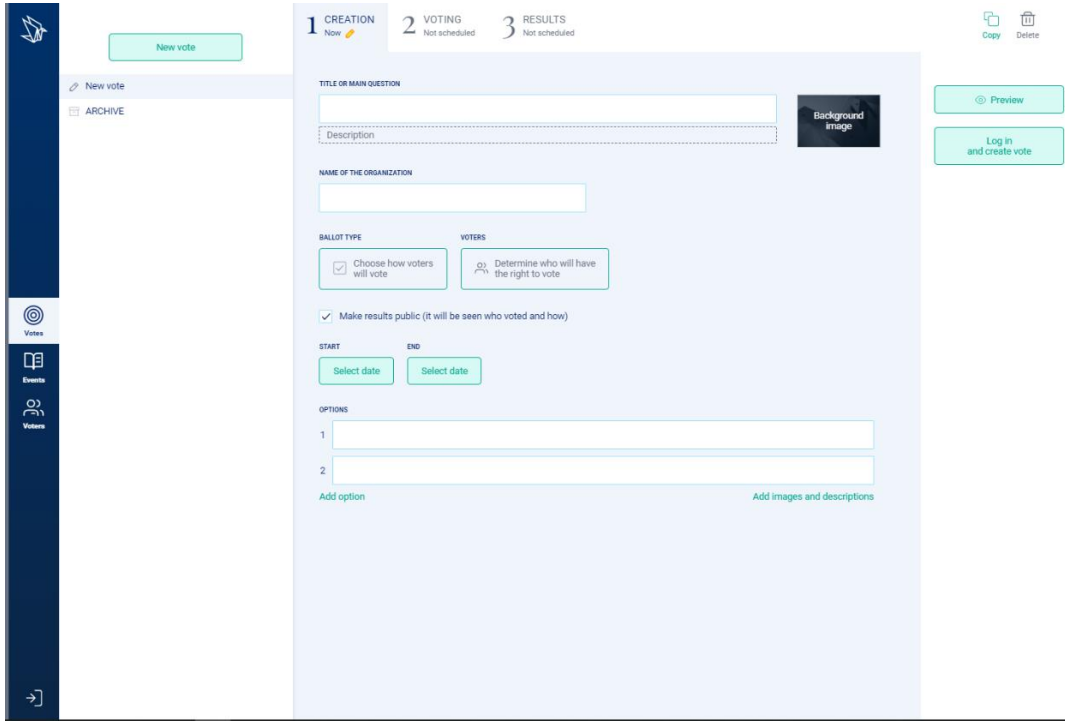
# **Polys Digital Voting System**

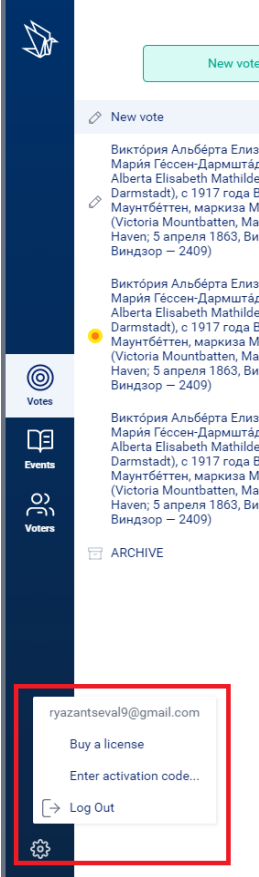
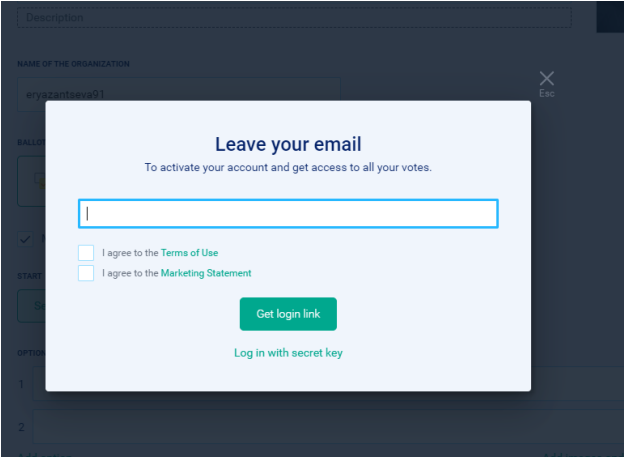
Release notes 2.6

31.08.2021

# Kaspersky Polys Digital Voting System

## Release notes 2.6

Function	Description
<b>For the Organizer</b>	
<p>Main menu additions</p>	<p>A sidebar has been added to the main menu with three tabs:</p> <ul style="list-style-type: none"> <li>• Votes tab (enables the creation of a vote and a list of voters);</li> <li>• Events tab (enables the creation of an event. Currently in development);</li> <li>• Voters tab (enables the creation of a new list of voters). Pre-registration of participants has been implemented so far.</li> </ul> 

Function	Description
<p>Login menu</p>	<p>The login and license entry menu have been moved to the main menu.</p> 
<p>Account activation</p>	<p>Added account activation by ticking checkboxes to agree to the Terms of Use and Marketing Regulations.</p> 

Pre-registration for voting

Added the ability to use the list obtained as a result of pre-registration for subsequent votes created through the Voting section.

**NEW VOTER LIST**

Voter list 09.12.2021

You can enter voter emails into the table or upload their list in CSV format. [File template](#) Upload \*.csv

**EMAIL ADDRESSES: 2**

Email	Voter's name (optional)
sensoffender-2006@yandex.ru	First
offender-2005@yandex.ru	Second

Use Ctrl+C, Ctrl+V for easy editing.

Delete Send invitations...

**Sending 2 invitations**

Indicate the date, time and name of the vote, plus any other useful information.

**INVITATION TEXT**

You are invited to votes at 09.12.2021]

**NAME OF THE ORGANIZATION**

ryazantseval9

The addressees will receive an email and make their decision using the 'Confirm participation' button.

Send

**Voters**

Determine who will have the right to vote

**Add a prepared list of voters**

If you know the number of voters, choose how they will get access to the vote – by email, phone, or PIN codes issued by you.

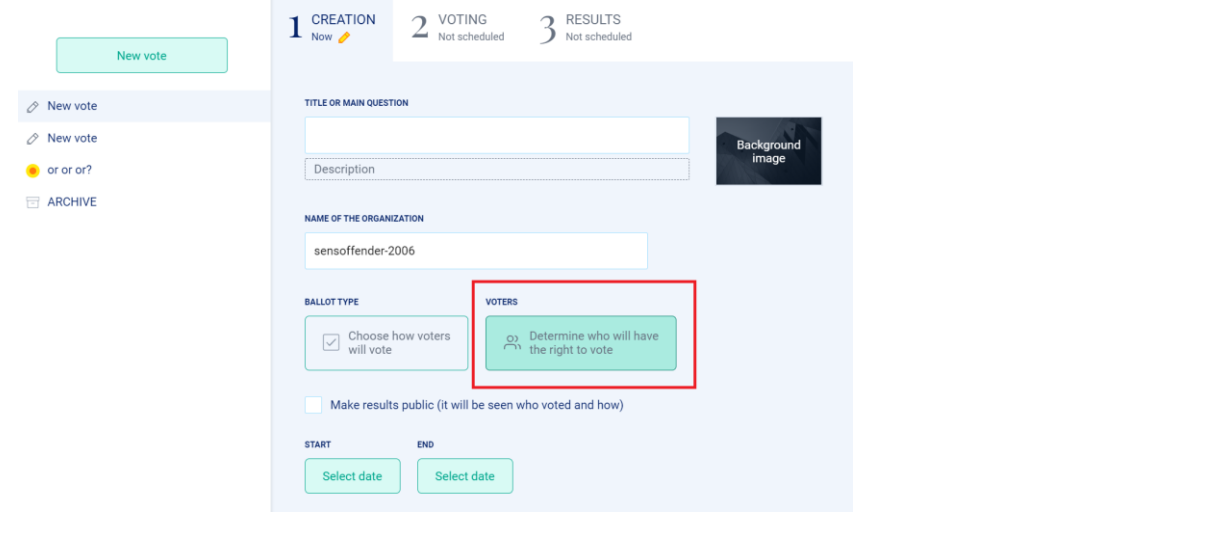
**Use an existing list**

Voter list 10.12.2021 – 3 emails

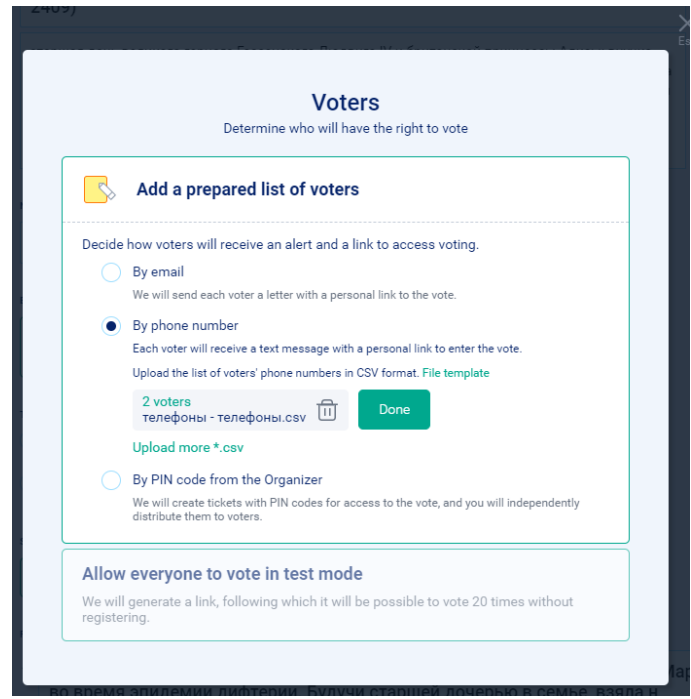
**Allow everyone to vote in test mode**

We will generate a link, following which it will be possible to vote 20 times without registering.

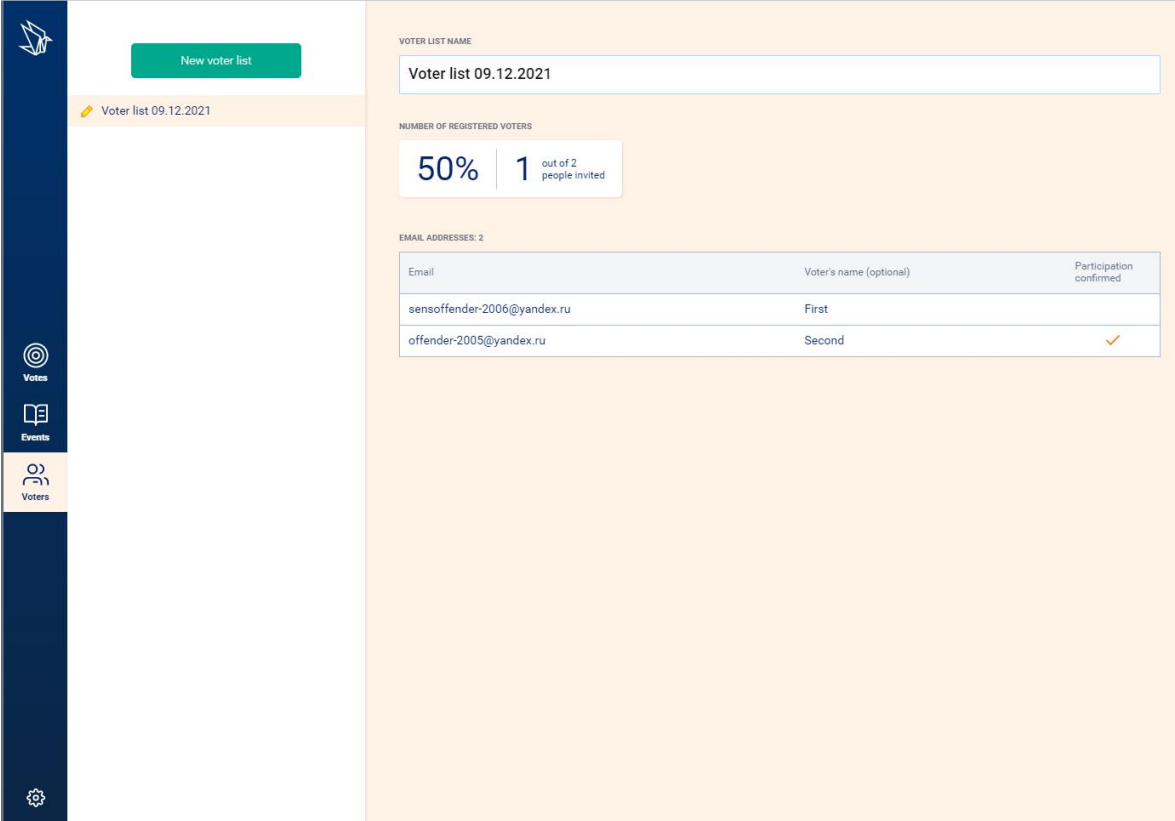
Added reuse of the list. This list can be used when creating a vote in the «Votes» tab.

Function	Description
	

**For corporate customers**

<p>Support for voting by phone numbers</p>	<p>Added:</p> <ul style="list-style-type: none"> <li>• separate registration by phone and email addresses (1);</li> <li>• creation of voting with access via a phone number for subscribers from Russia (1);</li> <li>• the ability to restore the user's login by phone number via SMS (2).</li> </ul> <p>1.</p> 
--	---

Function	Description												
	<div data-bbox="272 376 979 763"> <p><b>NAME OF THE ORGANIZATION</b></p> <p>Organization Z</p> <p><b>BALLOT TYPE</b>      <b>VOTERS</b></p> <p>For (5), Against, Abstain      2 voters access: by phone</p> </div> <div data-bbox="272 797 979 1485"> <p><b>Voters</b></p> <p>There are 2 unique phone numbers телефоны - телефоны.csv</p> <p>PHONE: 2</p> <table border="1"> <thead> <tr> <th>Phone number</th> <th>Voter's name (optional)</th> </tr> </thead> <tbody> <tr> <td>79998594624</td> <td>First</td> </tr> <tr> <td>79771817068</td> <td>Second</td> </tr> <tr> <td></td> <td></td> </tr> <tr> <td></td> <td></td> </tr> <tr> <td></td> <td></td> </tr> </tbody> </table> <p>Use Ctrl+C, Ctrl+V for easy editing.</p> <p>Confirm list      Download list</p> <p>Cancel</p> </div> <p>2.</p> <div data-bbox="272 1559 730 2002"> <p><b>Polys</b></p> <p><b>Access to votes</b></p> <p>+79991234567</p> <p>Continue</p> <p><small>By clicking "Continue" you agree to the Terms of Use</small></p> </div> <div data-bbox="738 1559 1291 2002"> <p><b>Polys</b></p> <p>SMS code has been sent to the number +7 999 123 45 67.</p> <p>SMS code      Send the code again in 00:55</p> <p>Log In</p> <p>Specify a different number</p> </div>	Phone number	Voter's name (optional)	79998594624	First	79771817068	Second						
Phone number	Voter's name (optional)												
79998594624	First												
79771817068	Second												

Function	Description									
<p>Displaying the voting progress</p>	<p>Feature added for the Organizer to monitor the issue of ballots when receiving votes.</p>  <p>The screenshot displays the following information:</p> <ul style="list-style-type: none"> <li><b>Voter List Name:</b> Voter list 09.12.2021</li> <li><b>Number of Registered Voters:</b> 50% (1 out of 2 people invited)</li> <li><b>Email Addresses:</b> 2</li> </ul> <table border="1" data-bbox="673 689 1434 790"> <thead> <tr> <th>Email</th> <th>Voter's name (optional)</th> <th>Participation confirmed</th> </tr> </thead> <tbody> <tr> <td>sensoffender-2006@yandex.ru</td> <td>First</td> <td></td> </tr> <tr> <td>offender-2005@yandex.ru</td> <td>Second</td> <td>✓</td> </tr> </tbody> </table>	Email	Voter's name (optional)	Participation confirmed	sensoffender-2006@yandex.ru	First		offender-2005@yandex.ru	Second	✓
Email	Voter's name (optional)	Participation confirmed								
sensoffender-2006@yandex.ru	First									
offender-2005@yandex.ru	Second	✓								

TIME SINCE INVITATIONS  
0:05:3

Stop registration of participants