

kaspersky

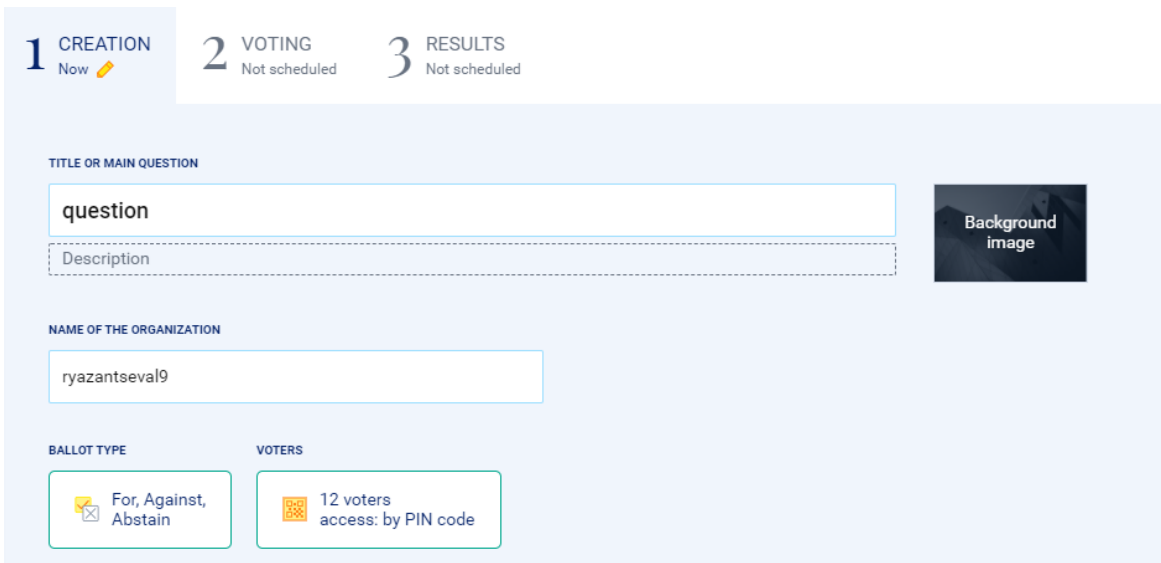
Polys Digital Voting System

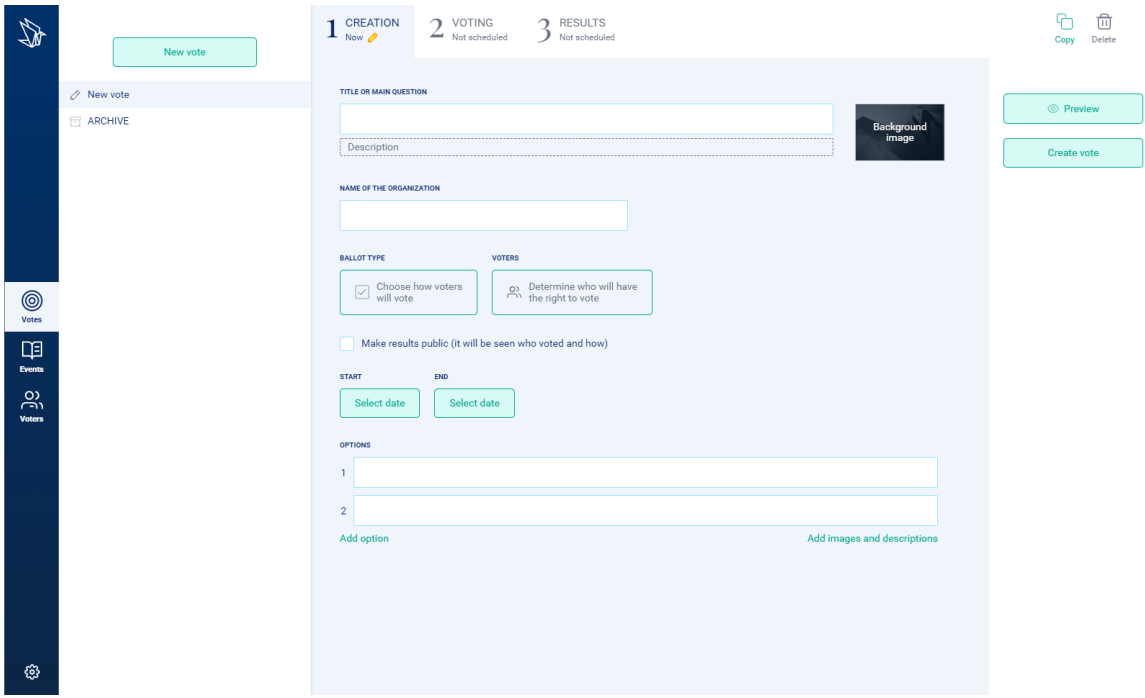
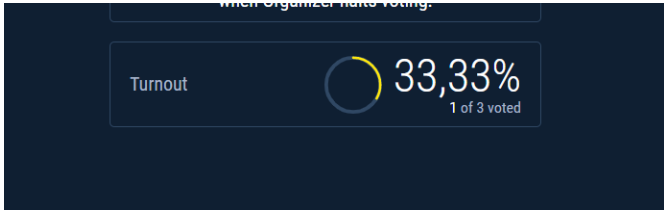
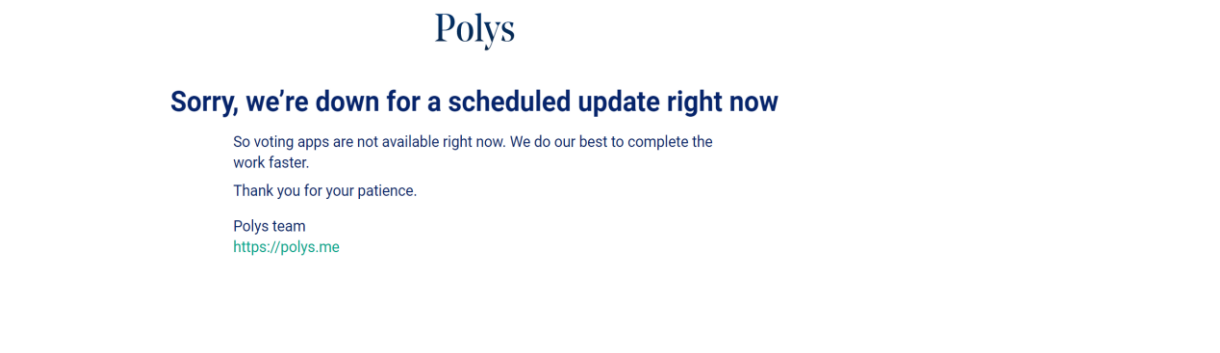
Release notes 2.5

28.07.2021

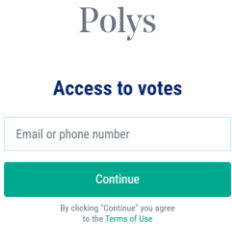
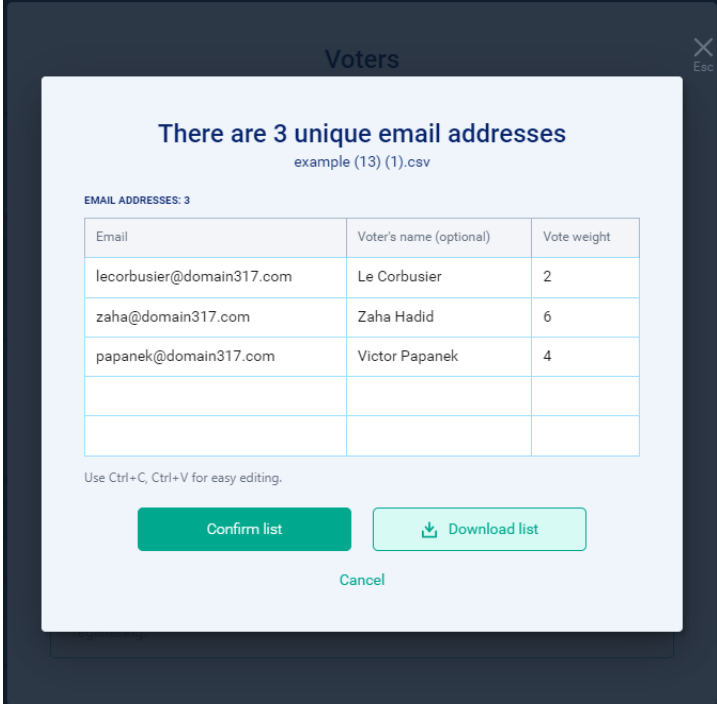
Kaspersky Polys Digital Voting System

Release notes 2.5

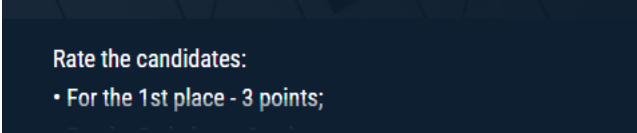
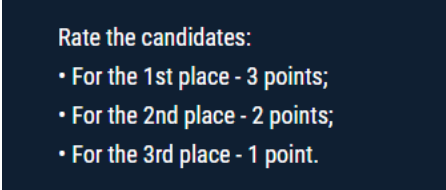
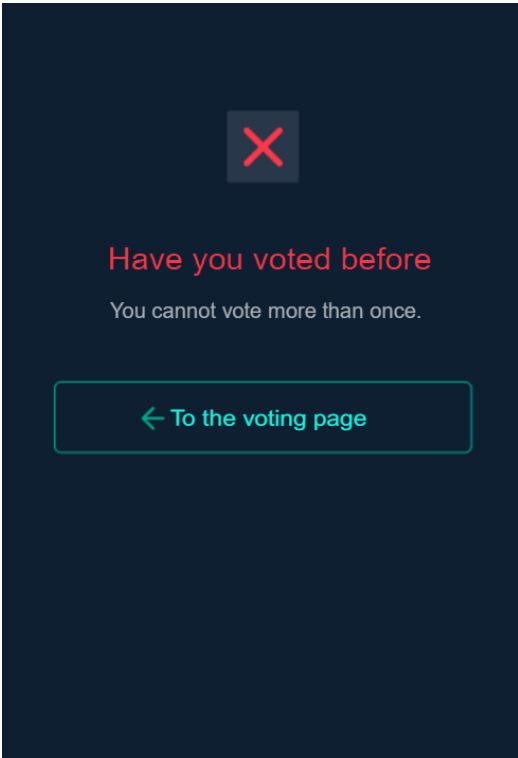
Function	Description
For the Organizer	
<p>For, Against, Abstain voting</p>	<p>The Options label in the For, Against and For, Against, Abstain section has changed to Proposals and Questions in the English version. The creation of a vote with one question is permitted.</p> 

Function	Description
<p>Voter selection dialog</p>	<p>A new compact dialog for selecting voters has been added. Clicking Voters tab opens a context window with the possible types of access. The number of access types will increase.</p> 
<p>Turnout display</p>	<p>The Preview screen displays the turnout for voting with a predetermined number of voters.</p> 
<p>Update</p>	<p>A notification is displayed when a planned update occurs.</p> 

Function	Description

Function	Description																		
Light theme	<p>A light theme has been added (can be selected for the entire application).</p>  <p>The screenshot shows the Polys application interface. At the top, the word 'Polys' is displayed in a large, serif font. Below it, the heading 'Access to votes' is shown. There is a text input field labeled 'Email or phone number' and a green 'Continue' button. A small note at the bottom of the input field reads: 'By clicking "Continue" you agree to the Terms of Use'.</p>																		
For corporate customers																			
Support for weighted voting	<p>Support has been added for weighted voting.</p>  <p>The screenshot shows a 'Voters' dialog box with a title bar that says 'Voters' and a close button (Esc). The main content of the dialog is a message: 'There are 3 unique email addresses' followed by 'example (13) (1).csv'. Below this, there is a table with the heading 'EMAIL ADDRESSES: 3'. The table has three columns: 'Email', 'Voter's name (optional)', and 'Vote weight'. The data rows are as follows:</p> <table border="1"><thead><tr><th>Email</th><th>Voter's name (optional)</th><th>Vote weight</th></tr></thead><tbody><tr><td>lecorbusier@domain317.com</td><td>Le Corbusier</td><td>2</td></tr><tr><td>zaha@domain317.com</td><td>Zaha Hadid</td><td>6</td></tr><tr><td>papanek@domain317.com</td><td>Victor Papanek</td><td>4</td></tr><tr><td></td><td></td><td></td></tr><tr><td></td><td></td><td></td></tr></tbody></table> <p>Below the table, there is a note: 'Use Ctrl+C, Ctrl+V for easy editing.' At the bottom of the dialog, there are three buttons: 'Confirm list' (green), 'Download list' (light green with a download icon), and 'Cancel'.</p>	Email	Voter's name (optional)	Vote weight	lecorbusier@domain317.com	Le Corbusier	2	zaha@domain317.com	Zaha Hadid	6	papanek@domain317.com	Victor Papanek	4						
Email	Voter's name (optional)	Vote weight																	
lecorbusier@domain317.com	Le Corbusier	2																	
zaha@domain317.com	Zaha Hadid	6																	
papanek@domain317.com	Victor Papanek	4																	

Function	Description										
For the voting application											
<p>Warning about open voting</p>	<p>Notifications have been added to inform voters that their votes will be visible to the Organizer after the results are counted.</p> <div data-bbox="300 546 770 981" style="background-color: #1a2b3d; color: white; padding: 10px; text-align: center;"> <p>question</p> <p>9 December, 11:40-13:31</p> <p>Organizer: ryazantseva9</p> <p style="font-size: 2em; margin: 10px 0;">X</p> <div style="border: 1px solid white; padding: 5px; display: inline-block;"> <p>The Organizer will be able to see your choice after the results are published.</p> </div> </div> <div style="display: flex; justify-content: space-around; margin-top: 20px;"> <div data-bbox="300 1048 908 1509" style="background-color: #1a2b3d; color: white; padding: 10px; width: 45%;"> <p style="text-align: center;">Finished</p> <div style="border: 1px solid red; padding: 2px; text-align: center; margin-bottom: 5px;">Open vote ?</div> <p>question</p> <p>9 December, 11:40-13:31</p> <p>Organizer: ryazantseva9</p> <p>You already voted.</p> <table style="width: 100%; border-collapse: collapse;"> <tr> <td style="width: 5%; text-align: center;">1</td> <td style="width: 90%; border-bottom: 1px solid white; position: relative;"> <div style="position: absolute; left: 0; top: -5px; font-size: 0.8em;">✓</div> </td> <td style="width: 5%; text-align: right;">1</td> </tr> <tr> <td style="text-align: center;">2</td> <td style="border-bottom: 1px solid white;"></td> <td style="text-align: right;">0</td> </tr> </table> <div style="margin-top: 10px; text-align: center;"> <p>Turnout 33,33%</p> <p style="font-size: 0.8em;">1 of 3 voted</p> </div> </div> <div data-bbox="914 1048 1433 1509" style="background-color: #1a2b3d; color: white; padding: 10px; width: 45%;"> <p style="text-align: center; color: yellow;">Voting is under way</p> <div style="border: 1px solid red; padding: 2px; text-align: center; margin-bottom: 5px;">Secret vote</div> <p>What's your favorite character on Firefly?</p> <p style="font-size: 0.8em;">From 13:35 on November 3 until Organizer halts voting</p> <p style="font-size: 0.8em;">Organizer: LLC Organization</p> <p>Choose one option.</p> <table style="width: 100%; border-collapse: collapse;"> <tr> <td style="width: 5%; text-align: center;">1</td> <td style="width: 90%; border-bottom: 1px solid white; position: relative;"> <div style="position: absolute; right: -10px; top: -5px; width: 15px; height: 15px; border: 1px solid white;"></div> </td> </tr> <tr> <td style="text-align: center;">2</td> <td style="border-bottom: 1px solid white; position: relative;"> <div style="position: absolute; right: -10px; top: -5px; width: 15px; height: 15px; border: 1px solid white;"></div> </td> </tr> </table> <div style="text-align: center; margin-top: 10px;"> <p style="background-color: #444; color: white; padding: 5px 15px; border-radius: 5px;">Vote</p> </div> <div style="margin-top: 10px; text-align: center;"> <p>People voted 3</p> </div> </div> </div>	1	<div style="position: absolute; left: 0; top: -5px; font-size: 0.8em;">✓</div>	1	2		0	1	<div style="position: absolute; right: -10px; top: -5px; width: 15px; height: 15px; border: 1px solid white;"></div>	2	<div style="position: absolute; right: -10px; top: -5px; width: 15px; height: 15px; border: 1px solid white;"></div>
1	<div style="position: absolute; left: 0; top: -5px; font-size: 0.8em;">✓</div>	1									
2		0									
1	<div style="position: absolute; right: -10px; top: -5px; width: 15px; height: 15px; border: 1px solid white;"></div>										
2	<div style="position: absolute; right: -10px; top: -5px; width: 15px; height: 15px; border: 1px solid white;"></div>										

Function	Description
Show more/less vote description text	<p>The vote description text is now partially hidden.</p>  <p>Rate the candidates: • For the 1st place - 3 points;</p> <p>When you click on the part of the description that is visible, the text expands to display the full description.</p>  <p>Rate the candidates: • For the 1st place - 3 points; • For the 2nd place - 2 points; • For the 3rd place - 1 point.</p>
Message about repeat voting	<p>Warning screen added for when a voter tries to vote several times from multiple devices using the same account.</p>  <p>Have you voted before You cannot vote more than once.</p> <p>← To the voting page</p>